

Look! This powerful rotation, not mere vibration. Professionally appreciated Tooth Cleaner.

Instruction Manual with Warranty

LALA PARFAIT Start set

Shiny white teeth for you . . .

LaLa Parfait Start Set KR2718H

- Thank you for purchasing this set.
- Before operating this Unit please read these instructions carefully.
- Please save this manual with filling of the shop or store name you purchased in Warranty Card.

Safety Precautions

※ Read this "Safety Precautions" carefully before using the product and then use correctly.
 ※ This "Safety Precautions" is for safely use the product and correctly to prevent you and other people from any damage or harm before anything happens. The precautions include "Warning" and "Caution" show that are assumed to be happened by failure of handling to the extent of risk for danger, size of damage or threatened. Please follow the instructions for your safety.
 ※ After reading this instructions, please save this manual for your easy referring.

■ Indication

- Warning** Warning indicates possibility of risk for death or serious injury
- Caution** Caution indicates possibility of injury and physical damage.

■ Illustration

- This illustration indicates prohibition. This example shows not doing disassemble.
- The illustration indicates emphasis. This example shows a General Sign.

◆ ◆ ◆ Before operating ◆ ◆ ◆

In case of your first operation of this product, read precisely the following instructions.

1. The function of this product is entirely different from any conventional tooth brush or electric brush. Please let the top touch softly to your teeth.
2. Be familiar to operate by several tries of use. Teeth staining would be different with each person.
3. Frequency of use, Hard Gel for 1 or 2 times a month as a rough guide.
 ※ Daily Gel for every day.
4. Careful starting of use for several times is recommended in case of your odd feeling.
5. Do not use for the part of your teeth under dental treatment or unstable dentures.

*** Unit ***

⚠ Caution

- Do not modify. Do not disassemble or try to repair if you are not a repairing engineer. It may cause fire, electric shock or injuring.
- In case for repair consult the shop or store you purchased.
- Be careful not to prod your throat by Nozzle.
- If you feel possibility of metallic allergy please consult a doctor.

- Use on teeth enamel only.
- Use only for natural teeth. Prosthetic teeth might be harmed.
- Do not use with thrusting your teeth by excess force. It may cause hyperesthesia or damage of dentine.
- This Unit is effective for teeth by using the attached Home Cleaning Gel together with Spin Cup for surface of teeth or One Tuft brush for interdental spaces.
- Use together with Home Cleaning Gel for teeth cleaning only.
- Do not press Switch Button to turn on outside of your mouth after putting Home Cleaning Gel. There might be splashing of Home Cleaning Gel.
- Use with firmly closed Battery Door. Failure to do so may result potential breakage.
- This Unit has water resistant structure, however, do not use in a bathroom or high humidity environment and do not put into water or any other liquid.
- After cleaning Nozzle, do not plug into Unit before dried it up.
- Do not leave or store at extremely high or low temperature to avoid deformation, damage and breakage.
- Do not give a shock by dropping, hitting or throwing to avoid damage or breakage.
- Do not apply excessive force to stop Spin Cup or One Tuft brush to avoid breakage.
- Do not let children use this Unit only by themselves. Keep out of the reach of toddlers and infants.
- Do not polish too much for teeth of under 18 years old. Teeth enamel may not be grown enough.

*** Alkaline Battery ***

⚠ Warning

- Do not short-circuit, disassemble, heat up or put in fire. Alkaline liquid may leak and come into the eyes or it may cause excessive temperature rising or seriously damage of environment.
- Be familiar to operate by several tries of use. Teeth staining would be different with each person.
- In case of alkaline liquid coming on clothes or skins immediately wash out by moving tap water. In case of coming into eyes wash by clean water and consult an eye doctor.
- We do not take any responsibility for such as accidents, breakages or fires from short-circuit caused by disassembles.

⚠ Caution

- Follow the instructions below. Failure to do so may cause spillage of liquid or damaging of Batteries and breakage of this Unit
- Remove batteries if you do not use for longer time or also remove low voltage batteries immediately.
 - Insert positive (+) and negative (-) terminals correctly.
 - Recommended batteries are not rechargeable. Recharge may cause spillage of liquid or damage.
 - For disposal follow the local government regulations.
 - Do not solder terminals.
 - Do not store batteries under direct sunlight, at high temperature or in high humidity.

Spin Cup for surface of teeth, One Tuft brush for interdental spaces

⚠ Caution

- Keep out of the reach of toddlers and infants. Failure to do so may result risk of injuring.

*** Home Cleaning Gel ***

⚠ Caution

- Do not use for eyes.
- If Home Cleaning Gel comes into eyes. Rinse the eyes immediately by moving tap water without rubbing. consult an eye doctor if you feel odd after rinsing.
- Do not put on injuries directly.
- Do not use if you have any abnormalities such as injury, eczema or swelling in your mouth.
- Stop use immediately and consult doctor if you have any abnormality such as eruption. Failure to do so may result potential for clinical deterioration.
- Consult your doctor before using Home Cleaning Gel if you have any medical concern or treatment.
- Rinse sufficiently your mouth after using Home Cleaning Gel.
- Keep out of the reach of toddlers and infants.
- Do not store under direct sunlight, at high temperature or in high humidity.
- Use out as soon as possible after opening the cap.

Direction for Use

Step 1 Hard Gel : Use 1 to 2 times monthly when you will find serious staining.



Spin Cup

It may clean up the staining of your teeth which is difficult to be removed by a conventional tooth brush. Coating your teeth by Daily Gel is recommended after cleaning. It may protect periodontal diseases, cavities, bad breath or staining.

One Tuft brush

Staining in your periodontal pockets may cause disease, cavities or bad breath. For removing staining in your periodontal pockets you should use One Tuft brush. Before cleaning by One Tuft brush you should put Hard Gel by cotton bud between your teeth. After cleaning you had better coat your teeth by Daily Gel.

Step 2 Daily Gel : For everyday care, after using Hard Gel.



Spin Cup

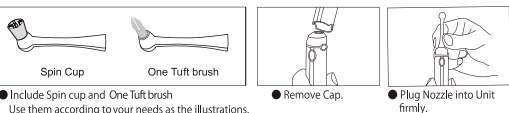
One Tuft brush

After use of Hard Gel please use Daily Gel for coating on your teeth. If you do not do this stain will be easy to stick on your teeth. Also by using Hard Gel you will keep clean teeth and feel very smooth surface by calcification effect. Besides the above if you practice daily care by Daily Gel you will have strong teeth and be able to protect from bad breath and cavities by avoiding stain sticking.

1. How to set up batteries.

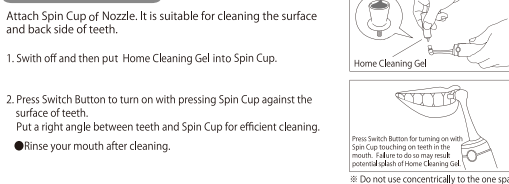
1. Remove Battery Door. Turn Door to the direction of a and take off as the illustration.
 2. Insert an AAA type alkaline batteries. (+) and negative (-) terminals properly.
 3. Close Battery Door firmly. Put Door as Fig. 1 and press the batteries downward over the direction of b until snaps into the space. Correct position of Door.
- Batteries Life Around 60 minutes continuously

2. About Attachment



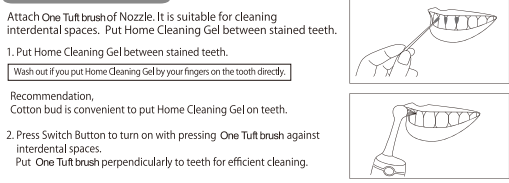
- Include Spin cup and One Tuft brush. Use them according to your needs as the illustrations.
 - Remove Cap.
 - Plug Nozzle into Unit firmly.
- ※ To keep the waterproof, plug Nozzle into Unit firmly.
 ※ If Nozzle is not inserted well into Unit please insert a nozzle in a state of ON switch. (4 positions are available).
 ※ Spin Cup or One Tuft brush runs idle if Nozzle is not plugged correctly into Unit.

3. Cleaning Surface of Teeth



1. Swish off and then put Home Cleaning Gel into Spin Cup.
2. Press Switch Button to turn on with pressing Spin Cup against the surface of teeth. Put a right angle between teeth and Spin Cup for efficient cleaning.
 ● Rinse your mouth after cleaning.

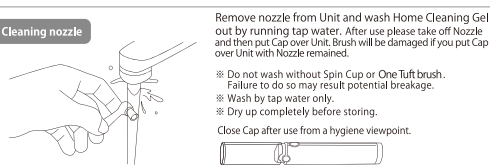
4. Interdental Spaces Cleaning



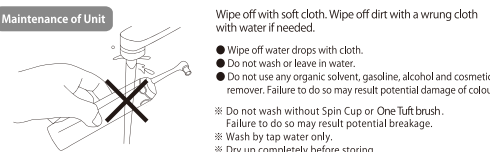
- Attach One Tuft brush of Nozzle. It is suitable for cleaning interdental spaces. Put Home Cleaning Gel between stained teeth.
1. Put Home Cleaning Gel between stained teeth.
 Wash out if you put Home Cleaning Gel by your fingers on the tooth directly.
- Recommendation,
 Cotton bud is convenient to put Home Cleaning Gel on teeth.
2. Press Switch Button to turn on with pressing One Tuft brush against interdental spaces. Put One Tuft brush perpendicularly to teeth for efficient cleaning.

About Nozzle Do not put excessive force against teeth. Failure to do so may result potential breakage. Replace Nozzle if turns idle.

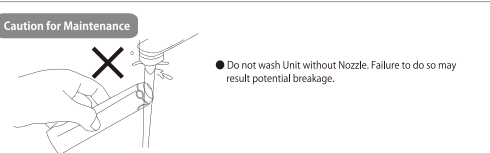
After Use



- Cleaning nozzle** Remove nozzle from Unit and wash Home Cleaning Gel out by running tap water. After use please take off Nozzle and then put Cap over Unit. Brush will be damaged if you put Cap over Unit with Nozzle remained.
- ※ Do not wash without Spin Cup or One Tuft brush. Failure to do so may result potential breakage.
 - ※ Wash by tap water only.
 - ※ Dry up completely before storing.
- Close Cap after use from a hygiene viewpoint.



- Maintenance of Unit** Wipe off with soft cloth. Wipe off dirt with a wrung cloth with water if needed.
- Wipe off water drops with cloth.
 - Do not wash or leave in water.
 - Do not use any organic solvent, gasoline, alcohol and cosmetic remover. Failure to do so may result potential damage of colour.
- ※ Do not wash without Spin Cup or One Tuft brush. Failure to do so may result potential breakage.
 - ※ Wash by tap water only.
 - ※ Dry up completely before storing.



- Caution for Maintenance**
- Do not wash Unit without Nozzle. Failure to do so may result potential breakage.

Replacement Recommendation for Nozzle with Spin Cup or One Tuft brush

- From a hygiene viewpoint and for keeping better function please refer the below indication.
- Spin Cup and One Tuft brush : You should replace after use for each 10 times use for each 3 minutes.
 - ※ Nozzle : We recommend replacing Nozzle if runs idle.
 - ※ Replacement terms may differ considerably by individuals of stain status or the number of your caring teeth.
 - ※ If you will feel lower turns of Spin Cup or One Tuft brush despite remaining batteries power, you had better replace Nozzle immediately.

Specification ※Design and specification might be changed without an announcement.

Power	DC3V 2pcs of AAA alkaline batteries
Size	H184×W22.4×L28.3mm
Weight	60 g (without batteries)
Attachment	● Spin Cup for surface of teeth × 1 ● One Tuft brush for interdental spaces × 1 ● Home Cleaning Gel × 2
Home Cleaning Gel	
Ingredients	Calcium carbonate, silica, Sorbitol, glycerin, Propylene glycol, Purified water, Ethanol, Sodium lauryl sulfate, Cellulose gum, Saccharine sodium, Perfume
Contents	3g / 1
Hard Gel	
Ingredients	Active ingredient : Sodium fluoride, Solvent : Purified water, Wetting agent : Sorbitol / Concentrated glycerin / Propylene glycol, Abrasive : Anhydrous silicic acid, Thickener : Carboxymethylcellulose sodium, Sweetening / Saccharine sodium, Ph adjuster : Sodium acid citrate, Foaming Agent : Sodium lauryl sulfate, Preservative : Methylparaben, Flavor : Perfume, Dye addition : Brilliant Blue FCF.
Contents	5g / 1
Vender Name	Aitec Corporation Niya Otsu 1382 Ozu, Ehime Japan
Daily Gel	
Ingredients	
Contents	5g / 1
Vender Name	Aitec Corporation Niya Otsu 1382 Ozu, Ehime Japan

Solution of Problem

- Follow the instructions below. Stop use for safety and contact your provider if they could not solve the problems.
- Does not work
 - Batteries Polarity → Check the direction of Batteries.
 - Batteries Life ended → Change Batteries..
 - Spin Cup or One Tuft brush does not rotate
 - Check the insertion of Nozzle. → Plug Nozzle into Unit firmly.
 - Nozzle Life → Replace by new one.

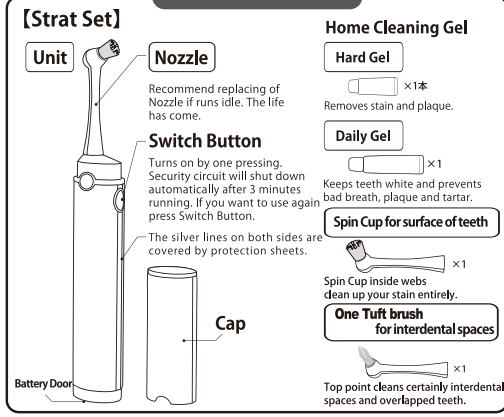
After Service

1. **About Warranty**
 - This product is with Warranty. Please save Warranty with filling of the shop or store name you purchased. Warranty does not cover Attachments.
 - This product is warranted for 1 year from the original purchase date. In case of breaking down, please do not disassemble and contact the shop or store you purchased. It will be repaired accordingly as written in Warranty. Please refer Warranty for further details.
 - For repair after the expiration of Warranty, please contact to our customer service. We will repair it with charge.
2. **Request for Maintenance**
 - If you feel something wrong with the product, please stop use immediately and contact the shop or store you purchased for checking function.
3. **Question**
 - If you have any questions or comments about the product, please contact the shop or store you purchased.

Manufacturer

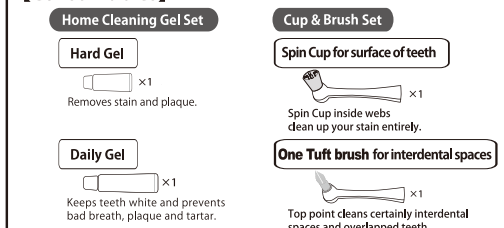
COPEL CO., LTD URL <http://www.copel.asia> English website <http://oralbeauty.info>
 Room 1404, Golden Gate Commercial Building, 136-138 Austin Road, Tsim Sha Tsui, Kowloon, Hong Kong

Part Name and Feature



- (Strat Set)**
- Unit**
 - Nozzle**
 - Switch Button** Turns on by one pressing. Security circuit will shut down automatically after 3 minutes running. If you want to use again press Switch Button. The silver lines on both sides are covered by protection sheets.
 - Cap**
 - Battery Door**
 - Home Cleaning Gel**
 - Hard Gel** ×1 本 Removes stain and plaque.
 - Daily Gel** ×1 Keeps teeth white and prevents bad breath, plaque and tartar.
 - Spin Cup for surface of teeth** ×1 Spin Cup inside webs clean up your stain entirely.
 - One Tuft brush for interdental spaces** ×1 Top point cleans certainly interdental spaces and overlapped teeth.

(Consumables)



- Home Cleaning Gel Set**
 - Hard Gel** ×1 Removes stain and plaque.
 - Daily Gel** ×1 Keeps teeth white and prevents bad breath, plaque and tartar.
- Cup & Brush Set**
 - Spin Cup for surface of teeth** ×1 Spin Cup inside webs clean up your stain entirely.
 - One Tuft brush for interdental spaces** ×1 Top point cleans certainly interdental spaces and overlapped teeth.